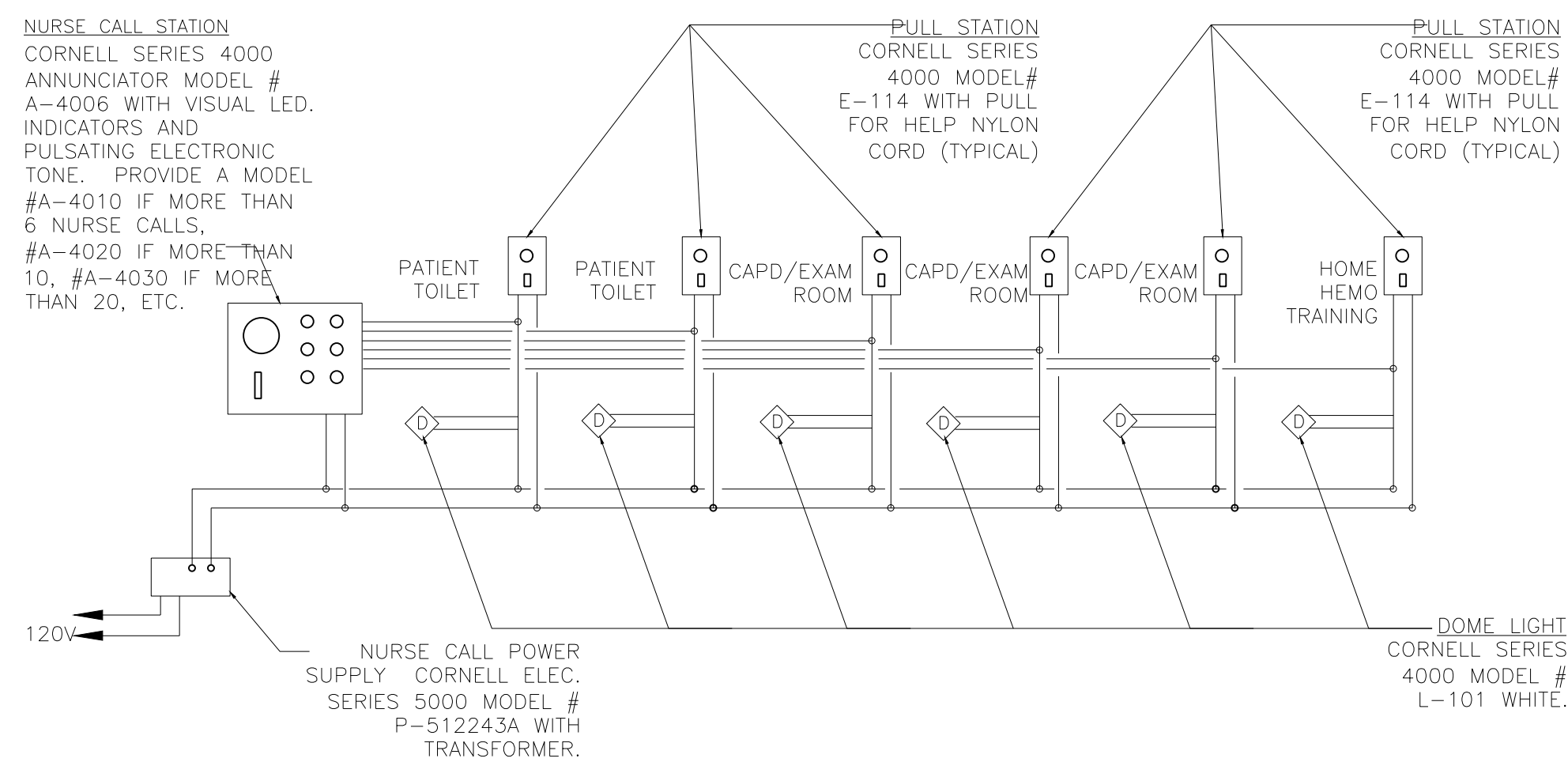


ELECTRICAL & DATA DETAIL AT WALL TO SCALE

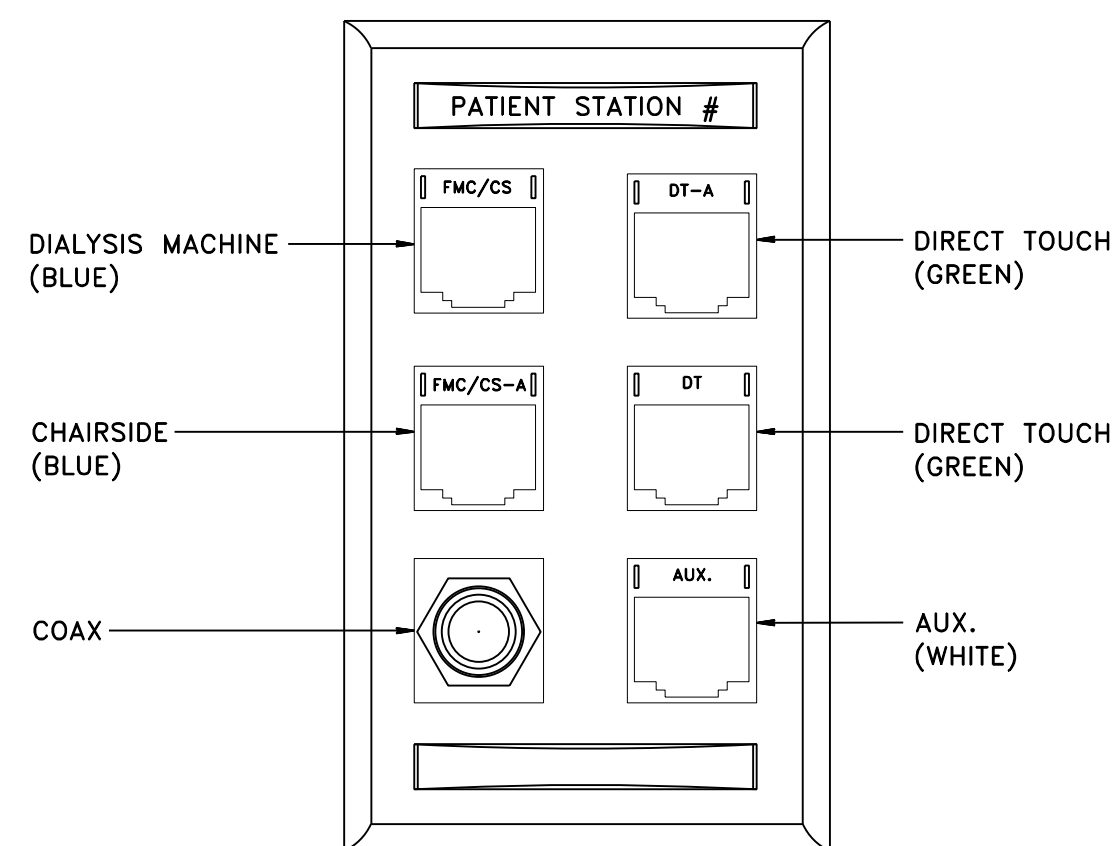
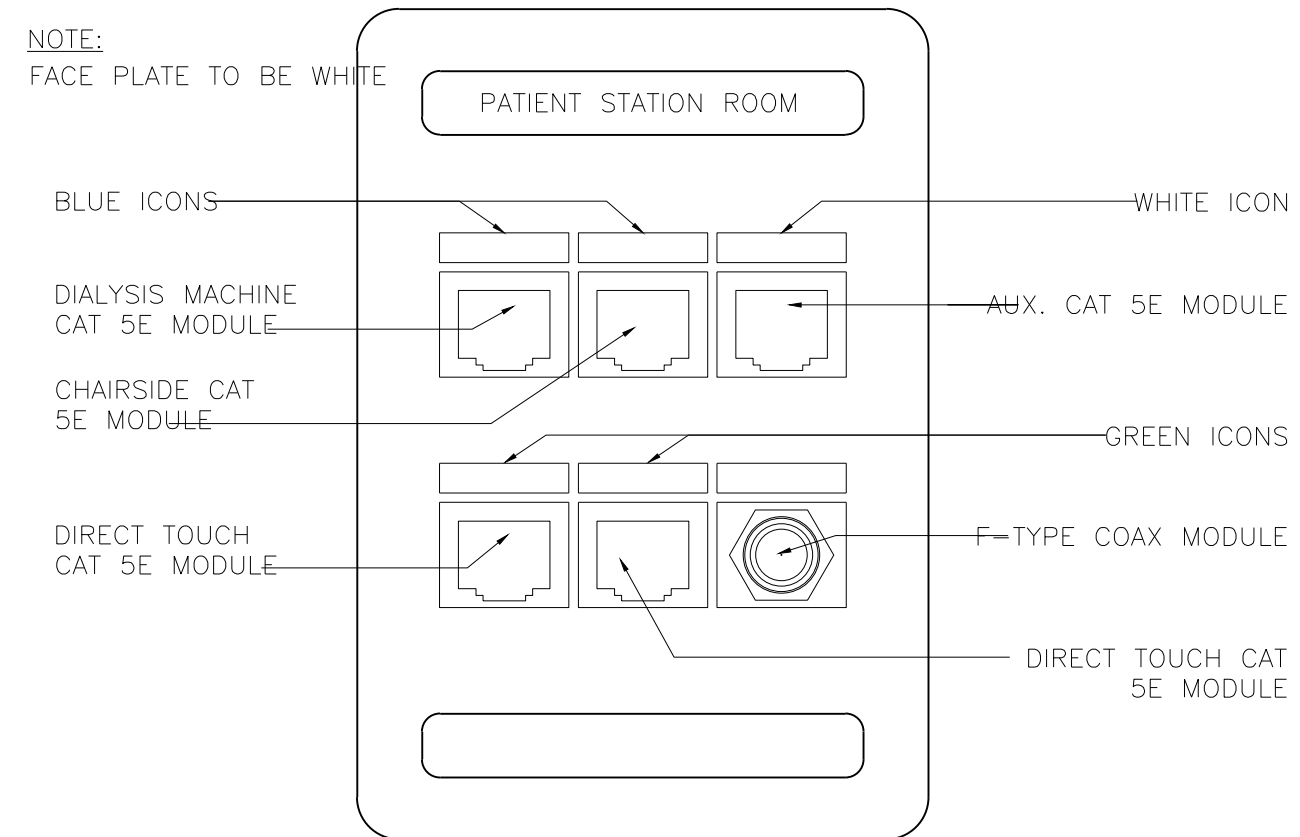
NOTE:
COAT ALL ELECTRICAL METALLIC SURFACES WITHIN CASEWORK WITH TWO COATS OF BENJAMIN MOORE DTM (DIRECT-TO-METAL) ACRYLIC SEMI GLOSS (M29)



NURSE CALL WIRING SCHEMATIC NOT TO SCALE

• EDIT THE QUANTITY AND LABELING OF NURSE CALLS TO REFLECT THE NUMBER OF NURSE CALLS REQUIRED.


Electrical Symbols Legend	
Lighting	
	2x4 fluorescent light fixture
	2x4 fluorescent light fixture with emergency battery inverter ballast (switched)
	4 long fluorescent wall mounted light fixture
	Recessed downlight
	Recessed downlight with emergency battery backup (switched)
	Wall sconce
	Wall mounted 2 bulb emergency egress light
	Wall mounted exit sign (Arrow indicated direction)
Switches	
	Single pole switch
	Three-way switch
	Wall mounted occupancy sensor
	Disconnect switch
Power	
	Duplex receptacle - 16" A.F.F.
	Duplex receptacle - "Height A.F.F. indicated"
	Duplex receptacle - Dedicated
	Ground fault interrupt receptacle
	Electric Panel
	Motor Connection
Fire and Communication	
	Fire alarm pull station
	Audio/Visual Alarm
	Visual strobe Alarm
	TV Jack
	Coax cable box
	Telephone/data Jack
	Nurse Call Annunciator Panel
	Nurse Call Pull String
	Nurse Call Dome Light
	Smoke Detector
	Junction box - line voltage



PATIENT STATION & CONFERENCE ROOM NETWORK JACK CONFIGURATION NOT TO SCALE

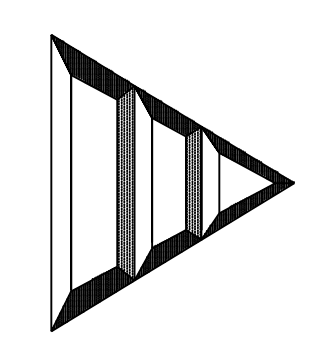
NOTES:
1. FACE PLATE SHALL BE SIEMENS MODEL MX-FP-S-06-02 OR APPROVED EQUAL.
2. CAT 5E MODULES SHALL BE SIEMENS MODEL MXS-F02 OR APPROVED EQUAL.
3. COAXIAL JACK SHALL BE SIEMENS MODEL MX-F-FA-02 APPROVED EQUAL.
4. ICONS SHALL BE SIEMENS MODEL CT-ICON-02, CT-ICON-06, & CT-ICON-07 OR APPROVED EQUAL.

NOTES:
1. FACE PLATE SHALL BE HUBBELL MODEL IFP16W OR APPROVED EQUAL.
2. CAT 5E JACK SHALL BE HUBBELL MODEL HXJ5EW/HXJ5EB/HXJ5EGN OR APPROVED EQUAL.
3. COAXIAL JACK SHALL BE HUBBELL MODEL SFFWX OR APPROVED EQUAL.
4. LABELING SYSTEM SHALL BE ACCORDING TO PATIENT STATION (PS) NUMBERS. LABEL NUMBERS SHOWN ON THIS DRAWING ARE FOR PATIENT STATION #1. FOR PS #2, THE NUMBER SHALL BE FMC/CS-2, FMC/CS-2A, DT-2A AND SO ON.



JOHN OBERLIES CONSULTING ENGINEERS INC.
PLUMBING
ELECTRICAL
MECHANICAL

Proposed Dialysis Clinic for:
NOBLESVILLE EXPANSION
165 Sheridan Road
Noblesville, IN 46060



This is the place where a disclaimer statement can be placed.

Drafted By: DRM
Checked By: SLH
Date Drawn: 07/20/10

REV #	DATE	REVISION DESCRIPTION
1		
2		
3		
4		
5		
6		
7		
8		
9		
10		

E4.0