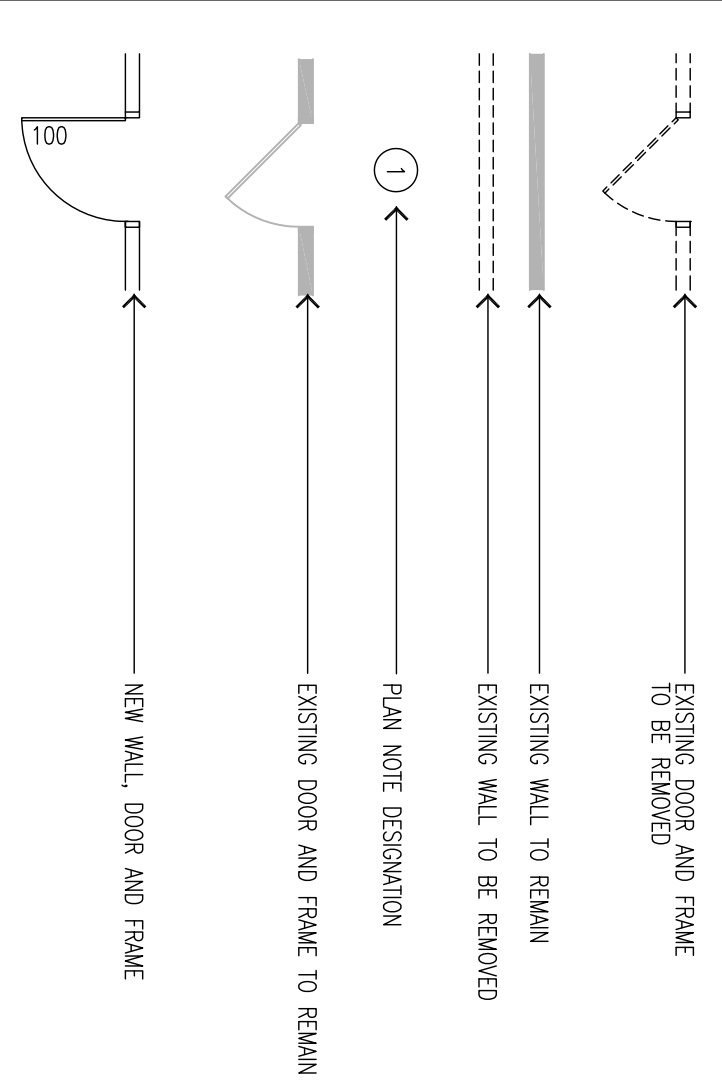


**DEMOLITION GENERAL NOTES**

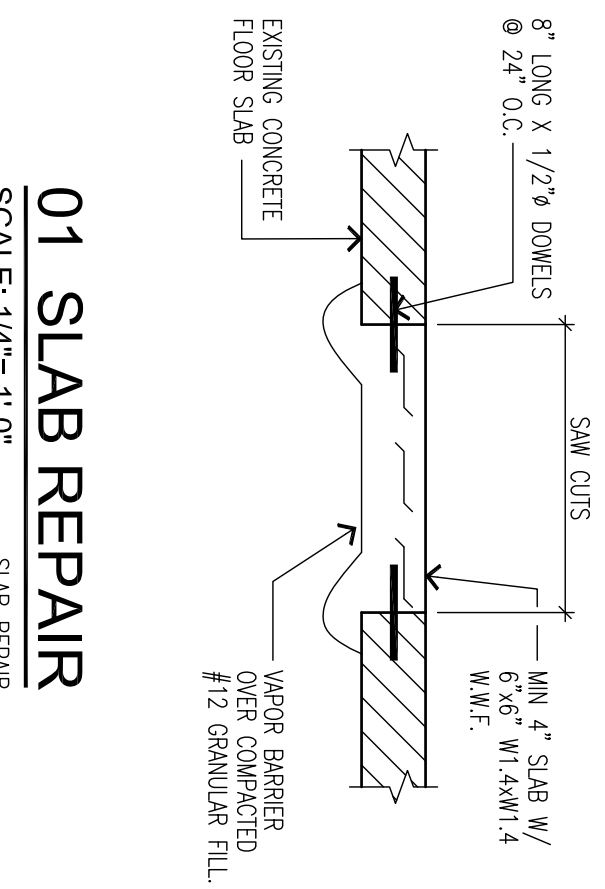
- A MAKE ALL DEMOLITION CLEAN AND COMPLETE AND IN A MANNER SUITABLE TO ACCEPT NEW FINISHES AND/OR SURFACES. REFER TO ARCHITECTURAL PLANS AND DETAILS FOR SPECIFIC INFORMATION REGARDING APPLICATION OF NEW MATERIALS.
- B REMOVE MECHANICAL, ELECTRICAL, AND PLUMBING DRAWINGS AND SPECIFICATIONS FOR ADDITIONAL DEMOLITION INFORMATION.
- C REMOVE EXISTING FLOOR FINISHES, OR AS REQUIRED FOR NEW WORK. REMOVE FLOOR FINISH ADHESIVE AND REMOVE SLAB AS REQUIRED TO RECEIVE NEW FLOOR FINISH MATERIAL. MAKE DEMOLITION CLEAN AND COMPLETE IN A MANNER SUITABLE TO ACCEPT NEW FINISHES AND/OR SURFACES.
- D VERIFY FLOOR ELEMENTS ON EITHER SIDE OF WALLS BEING DEMOLISHED FROM THE FLOOR AND INSTALL AN APPROPRIATE FINISH TO MATCH EXISTING FINISHES.
- E WHEN DEMOLITION CHASES OR EXPOSED SURFACE TO EXISTING WALL, OR CEILING SURFACES WHICH WILL REMAIN EXPOSED IN THE FINISHED WORK, THE CONTRACTOR SHALL REPAIR AND LEVEL SUCH SURFACES WHICH WILL BE SUITABLE TO RECEIVE NEW FINISHES.
- F ALL DEMOLITION ITEMS SHALL BE CONSIDERED THE PROPERTY OF THE OWNER UNLESS OTHERWISE SPECIFIED. CONTRACTOR SHALL BE RESPONSIBLE FOR REMOVAL OF ALL DEMOLITION ITEMS FROM THE SITE.
- G ALL ITEMS SHOWN DASHED, AND NOT OTHERWISE CALLED OUT, INDICATE EXISTING WALLS TO BE DEMOLISHED.
- H REMOVE ALL EXISTING WALL MORTAR FROM WITHIN THE CONSTRUCTION LIMIT AREA WHICH ARE NOT TO BE DEMOLISHED. REMOVE ALL EXISTING WALL MORTAR FROM WITHIN THE CONSTRUCTION LIMIT AREA WHICH ARE NOT TO BE DEMOLISHED. REMOVE ALL EXISTING WALL MORTAR FROM WITHIN THE CONSTRUCTION LIMIT AREA WHICH ARE NOT TO BE DEMOLISHED.
- I REMOVE ALL EXISTING WALL MORTAR FROM WITHIN THE CONSTRUCTION LIMIT AREA WHICH ARE NOT TO BE DEMOLISHED. REMOVE ALL EXISTING WALL MORTAR FROM WITHIN THE CONSTRUCTION LIMIT AREA WHICH ARE NOT TO BE DEMOLISHED.
- J GENERAL CONTRACTOR TO VERIFY ANY DUCTWORK OR PIPING PENETRATIONS THROUGH WALLS ABOVE CEILING. IF PENETRATIONS ARE FOUND, CONTRACTOR SHALL REMOVE AND REPAIR, FILL IN OPENINGS TO BE FLUSH WITH FINISH OF THE SAME MATERIALS AS THE SURROUNDING WALL.

**DEMOLITION SYMBOLS LEGEND**



**DEMOLITION PLAN NOTES**

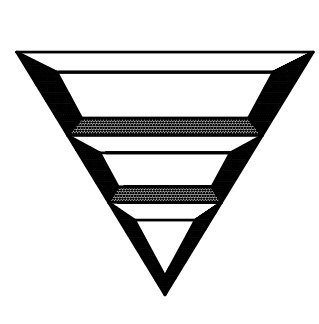
- 1 REMOVE EXISTING FLOOR FINISH, WALL COVERING AND BASE COMPLETE. PATCH AND REPAIR EXISTING SURFACES AS REQUIRED TO RECEIVE NEW FINISHES.
- 2 REMOVE EXISTING FLOORING AND ADHESIVE. PATCH AND REPAIR EXISTING SURFACES TO REMAIN AS REQUIRED TO RECEIVE NEW FINISHES.
- 3 REMOVE EXISTING SUSPENDED CEILING SYSTEM COMPLETE.
- 4 REMOVE EXISTING DOOR/WINDOW SYSTEM COMPLETE.
- 5 REMOVE EXISTING PLUMBING FINISHES COMPLETE. REFER TO PLUMBING DRAWINGS.
- 6 REMOVE EXISTING TOILET ACCESSORIES COMPLETE.
- 7 REMOVE ALL DASHED WALL PARTITIONS, DOORS, DOOR HARDWARE AND DOOR FRAMES IN THEIR ENTIRETY. PATCH AND REPAIR EXISTING SURFACES AS REQUIRED TO RECEIVE NEW FINISHES.
- 8 REMOVE PORTION OF EXISTING WALL PARTITION TO CREATE NEW OPENING. REFER TO REFLECTED CEILING PLAN FOR HEIGHT OF FINISHED OPENING.
- 9 REMOVE PORTION OF EXISTING SLAB FOR INSULATION OF NEW SANITARY WASTE LINE AND REPAIR PER DETAIL D1.0-01 AFTER INSTALLATION OF SANITARY WASTE LINE. COORDINATE EXACT DIMENSIONS OF WORK WITH TRADES TO BE INSTALLED HEREIN.
- 10 REMOVE EXISTING FLOOR FINISH, WALL BASE, WAIN. WALL COVERING AND OTHER BAL. COMPLETE. PATCH AND REPAIR EXISTING SURFACES AS REQUIRED TO RECEIVE NEW FINISHES.
- 11 REMOVE PORTION OF EXISTING SLAB FOR INSULATION OF THROUGH FLOOR SCALE. REFER TO DETAILS A6.1-11, 12 AND 13.
- 12 NO NEW ARCHITECTURAL WORK TO OCCUR IN THIS SPACE.
- 13 REMOVE AND REPAIR SUSPENDED CEILING SYSTEM AS NECESSARY TO MOUNT MEP SYSTEMS. COORDINATE SCOPE OF WORK WITH ASSOCIATED MEP DRAWINGS.
- 14 CREATE OPENING THRU ROOF FOR NEW EXHAUST FAN AND REPAIR ROOF MEMBRANE TO MEET BUILDING OWNER'S WARRANTED REQUIREMENTS.



**D1.0 SLAB REPAIR**  
SCALE: 1/4" = 1'-0"


REV #	DATE	REVISION DESCRIPTION
X/XX/XX		XXXXXXXXXXXXXXXXXXXX

Project #:	028912
Date Drawn:	07/20/10
Checked By:	WHC
Defined By:	BAS



Proposed Dialysis Clinic for:  
**NOBLESVILLE EXPANSION**  
165 Sheridan Road  
Noblesville, IN 46060

**COOLER DESIGN, Inc.**  
Healthcare & Commercial Architecture,  
Planning & Interior Design  
9155 N. Meridian Street Suite A1, Indianapolis, Indiana 46260  
317.816.1144 PH 317.573.0301 FX www.coolerdesign.com



**DEMOLITION PLAN**  
SCALE: 1/4" = 1'-0"

**D1.0**